

Output Specifications:

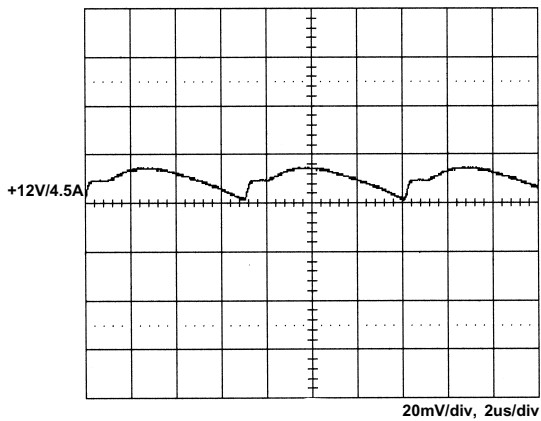
MODEL NO.	OUTPUT RAIL	LOAD			VOLTAGE ACCURACY	RIPPLE NOISE	LINE REG.	LOAD REG.	EFFICIENCY TYPICAL
		MIN.	RATED	PEAK					
SNP-A067	+12V	0A	4.2A	5A	+11.40V~+12.60V	0.5%	±1%	±3%	80%
SNP-A068	+15V	0A	3.6A	4.6A	+14.25V~+15.75V	0.5%	±1%	±3%	83%
SNP-A069	+24V	0A	2.5A	3A	+22.80V~+25.20V	0.5%	±1%	±3%	84%
SNP-A06T	+48V	0A	1.25A	1.5A	+45.60V~+50.40V	0.5%	±1%	±3%	87%

Note:

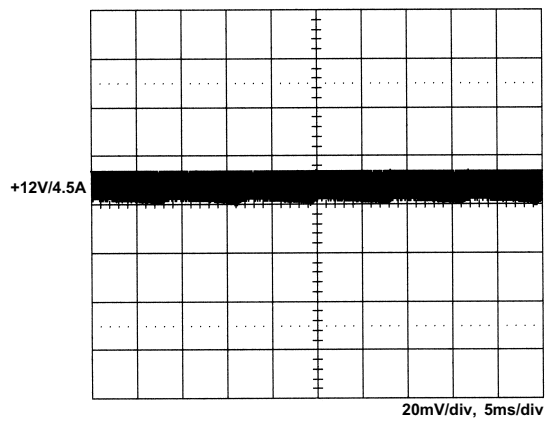
1. All the measurements are taken at rated load and nominal line unless specified.
2. The output voltage is set in production line within the voltage accuracy range at 60% rated load and nominal line.
3. Ripple and noise is measured by oscilloscope with 20MHz bandwidth limited and terminated the load with 0.47uF capacitor.
4. Line regulation is defined by changing ±10% of input voltage from nominal line at reated load.
5. Load regulation is defined by changing ±40% of load from 60% rated load at nominal line.
6. Hold up time is measured from the end of the last charging pulse to the time when the output drop down to regulation limit.
7. The peak load can provide up to 10 sec. at nominal line.

Performance for SNP-A067:

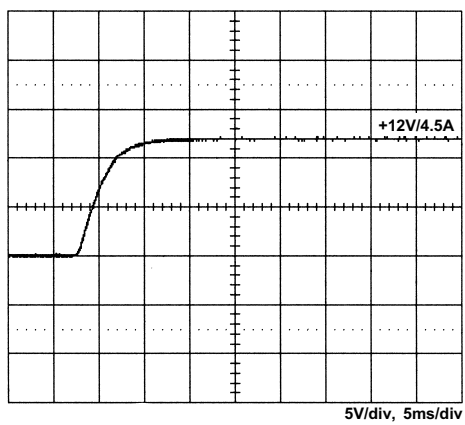
1. Switching frequency ripple



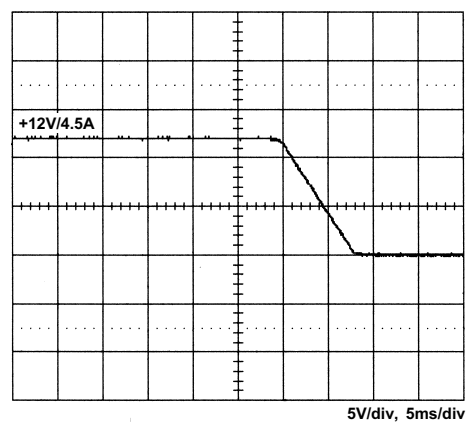
2. Line frequency ripple



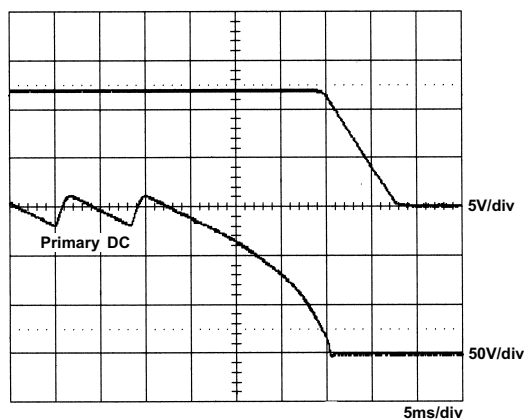
3. Output turn on wave form



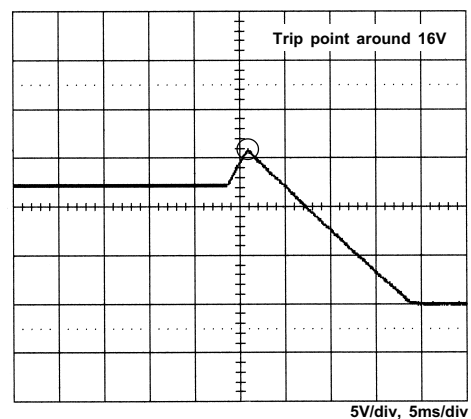
4. Output turn off wave form



5. Hold-up time

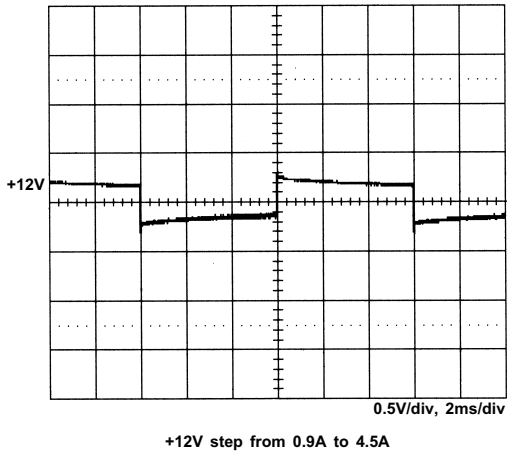


6. Over voltage protection

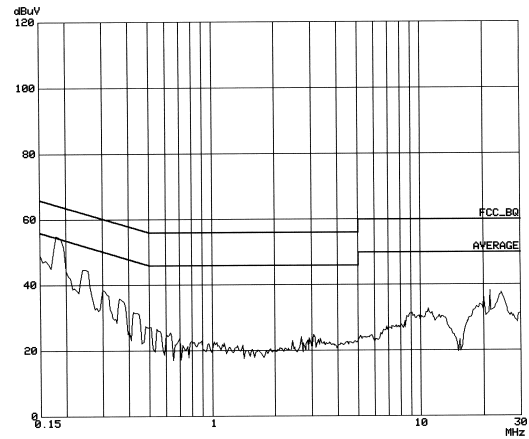


-Vincent-

7. +12V step response



8. FCC B



9. CISPR 22 B

